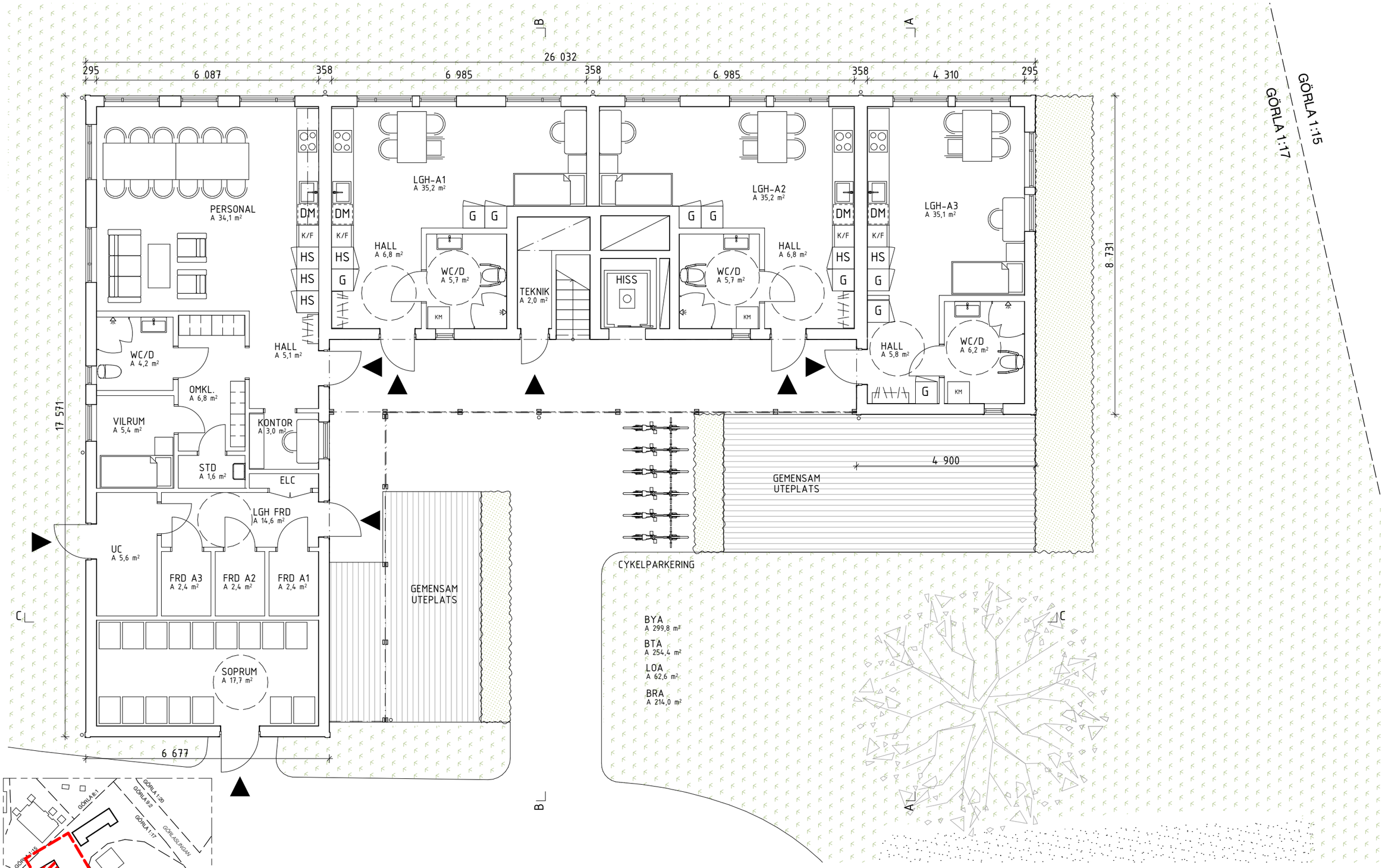

GÖRLA 1:17

Hus 1, Entréplan

SKALA 1:100 (A3)
2026-10-28

TWEROK
ARKITEKTUR

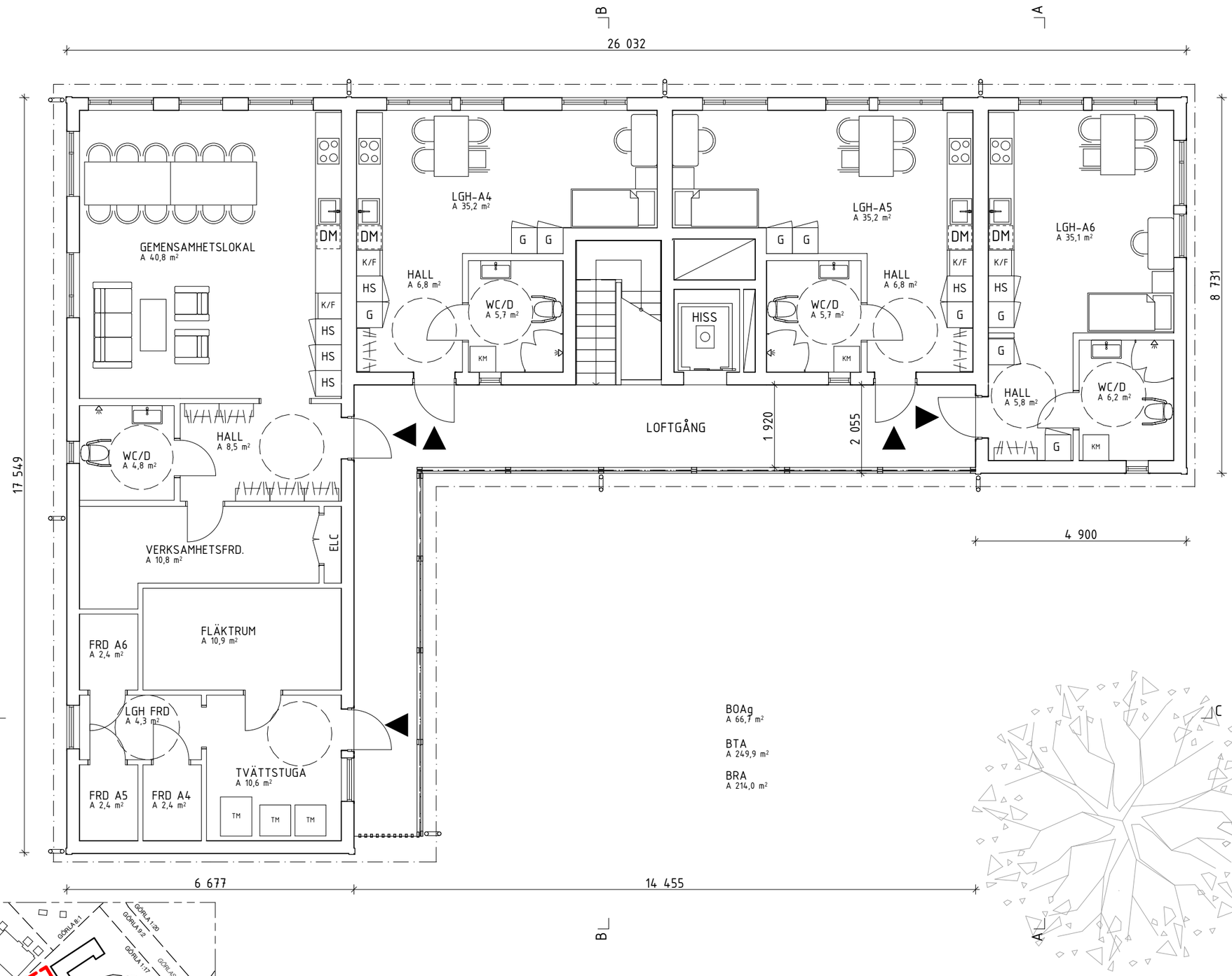

GÖRLA 1:15

GÖRLA 1:17

BOAg
A 66,7 m²

BTA
A 249,9 m²

BRA
A 214,0 m²

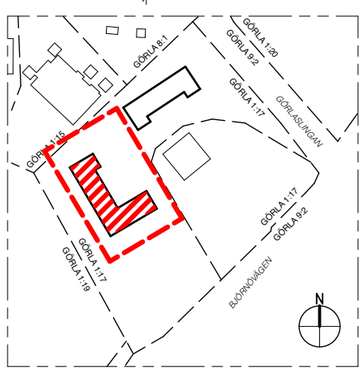



SKALA 1:200

0 4 8 12 16 20 m

GÖRLA 1:17

Hus 1, Övre plan

SKALA 1:100 (A3)
2026-10-28

TWEROK
ARKITEKTUR

GEMENSAM UTEPLATS

D

E

24 257

295 | 4 311 | 358 | 6 985 | 358 | 6 985 | 358 | 4 311 | 295

LGH-B1
A 35,0 m²

LGH-B2
A 35,2 m²

LGH-B3
A 35,2 m²

CYKEL/RULLSTOLSFRD.
A 17,5 m²

DM
K/F
HS
G

HALL
A 6,8 m²

WC/D
A 5,7 m²

KM

TEKNIK
A 2,0 m²

HISS

WC/D
A 6,2 m²

HALL
A 5,8 m²

FRD
A 2,4 m²

UC
A 2,4 m²

KORRIDOR
A 8,1 m²

ELC

FRD B1
A 2,6 m²

295 | 8 141 | 8 731 | 295

2 055

BYA
A 211,8 m²

BTA
A 179,9 m²

BRA
A 145,9 m²

4 901

GEMENSAM UTEPLATS

CYKELPARKERING

D L

E L

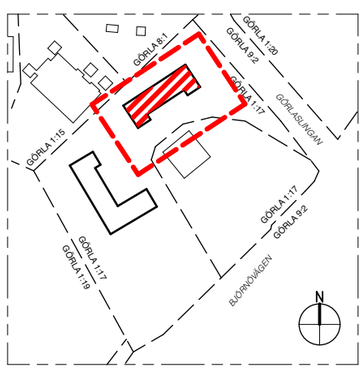

SKALA 1:200

0 4 8 12 16 20 m

GÖRLA 1:17

Hus 2, Entréplan

SKALA 1:100 (A3)
2026-10-28

TWEROK
ARKITEKTUR

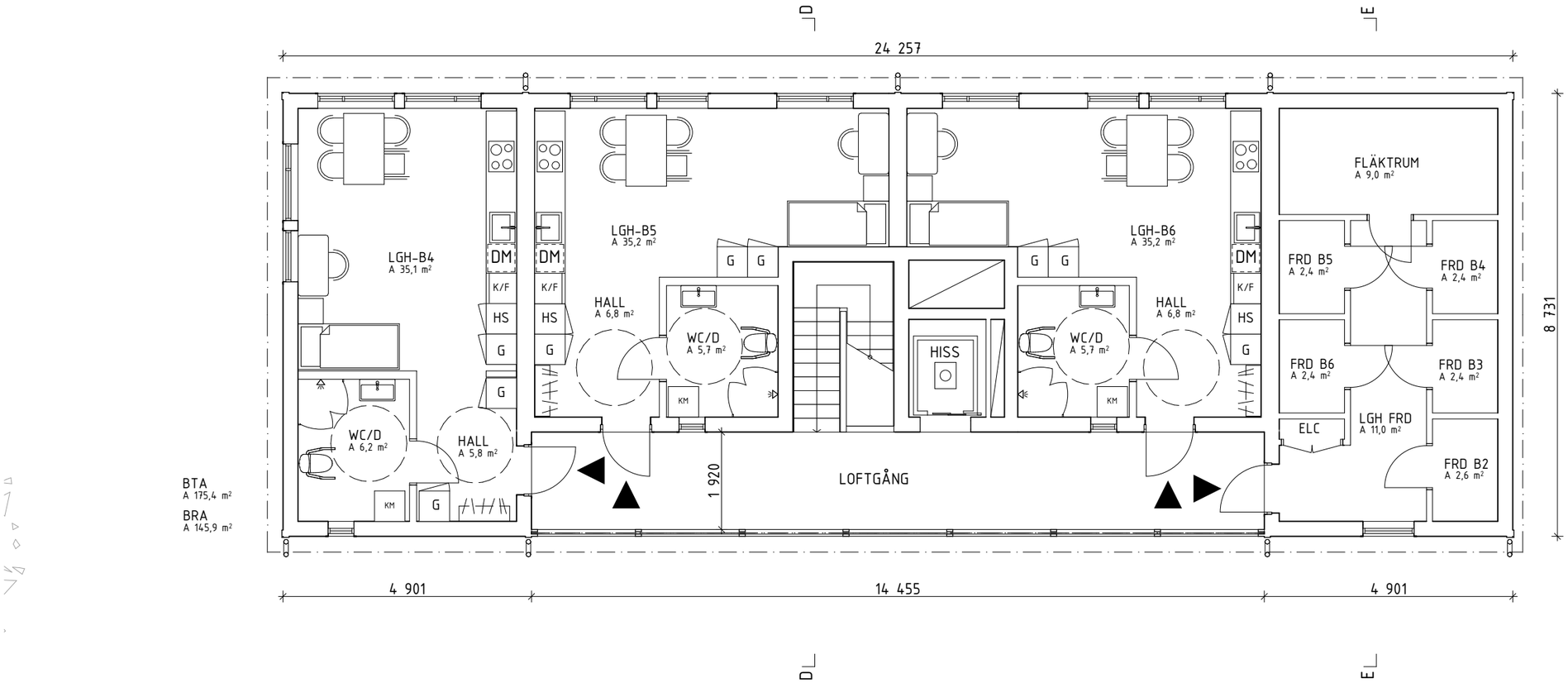

BTA
A 175,4 m²

BRA
A 145,9 m²

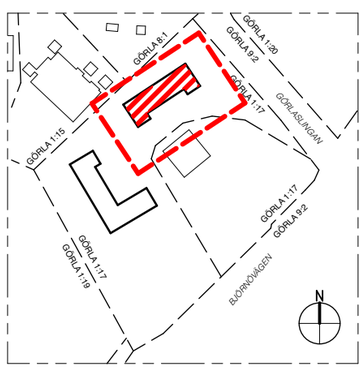



GÖRLA 1:17

Hus 2, Övre plan

SKALA 1:100 (A3)
2026-10-28

TWEROK
ARKITEKTUR